



























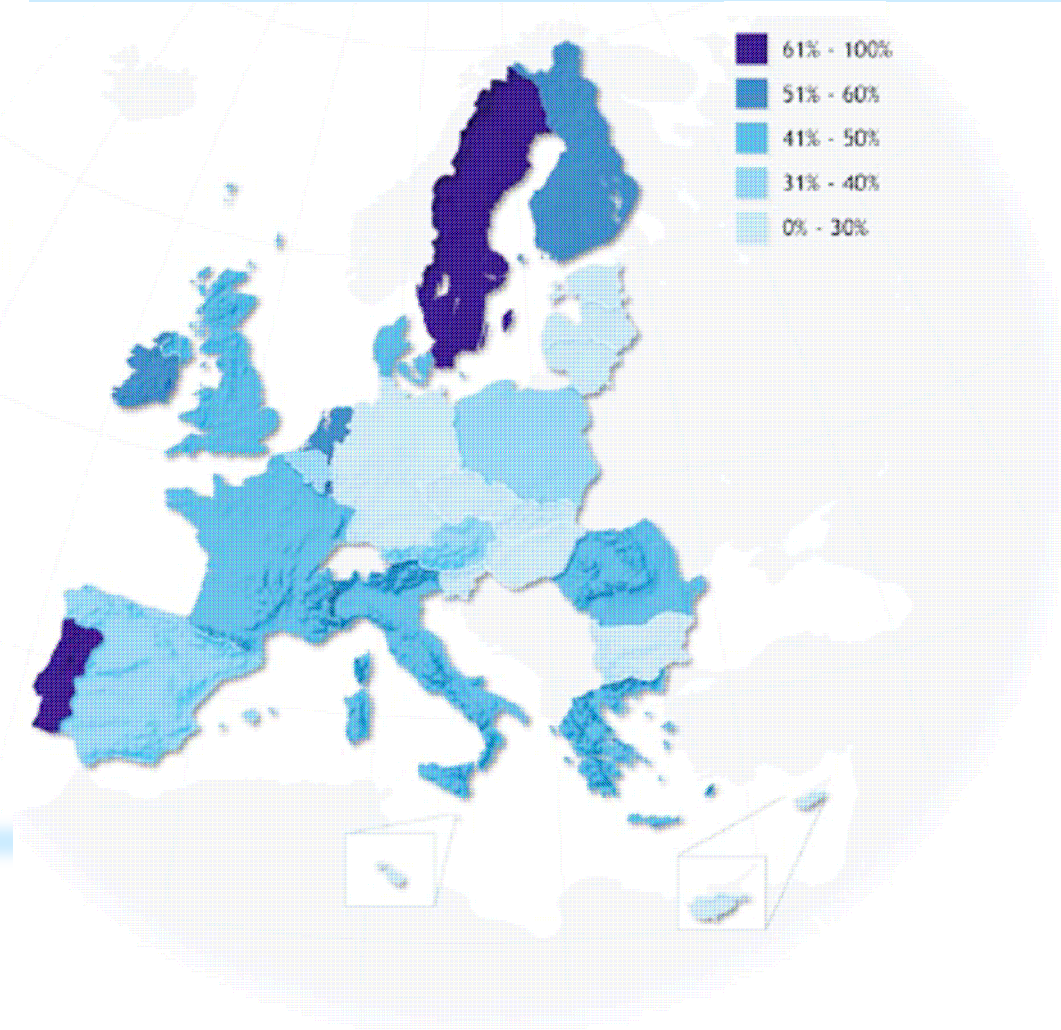


Figura 1: gli immigrati danno un contributo positivo ai nostri paesi?

 Sweden	79%
 Portugal	66%
 Ireland	56%
 Luxembourg	56%
 Finland	54%
 The Netherlands	53%
 United Kingdom	47%
 Denmark	45%
 France	44%
 Greece	43%
 Italy	41%
 European Union (25)	40%
 Belgium	40%
 Spain	40%
 Austria	37%
 Poland	33%
 Germany	30%
 Cyprus	30%
 Slovenia	28%
 Malta	21%
 Lithuania	20%
 Hungary	19%
 Czech Republic	17%
 Estonia	16%
 Latvia	16%
 Slovakia	12%

 Romania	43%
 Bulgaria	23%



Fonte: Eurobarometer 2006

